

Établissement: _____ BC: _____
 No. De compte: _____ Livré sur fauteuil: Oui Non
 Livré à: _____ BC Du fauteuil: _____
 Date: _____
 Évalué par: _____



Dossiers JAY J3

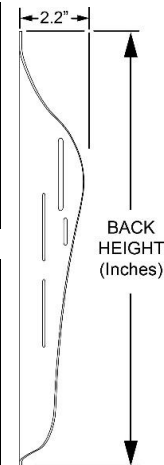


Profil PA: \$541

LARGEUR, DOSSIER	12"	14"	16"	18"	20"
LARGEUR, CANNES	12"- 14"	14"- 16"	16"- 18"	18"- 20"	20"- 22"
TRONC DE L'USAGER, MAX	11"	13"	15"	17"	19"

Mid Thoracic (MT)

	12.0" (S)		J3PAMTSxxSH	<input type="checkbox"/> 12	<input type="checkbox"/> 14	<input type="checkbox"/> 16	<input type="checkbox"/> 18	<input type="checkbox"/> 20*
	13.5" (M)		J3PAMTMxxSH	<input type="checkbox"/> 12	<input type="checkbox"/> 14	<input type="checkbox"/> 16	<input type="checkbox"/> 18	<input type="checkbox"/> 20*
	15.0" (T)		J3PAMTTxxSH	<input type="checkbox"/> 12	<input type="checkbox"/> 14	<input type="checkbox"/> 16	<input type="checkbox"/> 18	<input type="checkbox"/> 20*



Upper Thoracic (UT)

	16.5" (S)		J3PAUTSxxSH	<input type="checkbox"/> 12	<input type="checkbox"/> 14	<input type="checkbox"/> 16	<input type="checkbox"/> 18	<input type="checkbox"/> 20*
	18.0" (M)		J3PAUTMxxSH	N/D	<input type="checkbox"/> 14	<input type="checkbox"/> 16	<input type="checkbox"/> 18	<input type="checkbox"/> 20*
	19.5" (T)		J3PAUTTxxSH	N/D	<input type="checkbox"/> 14	<input type="checkbox"/> 16	<input type="checkbox"/> 18	<input type="checkbox"/> 20*

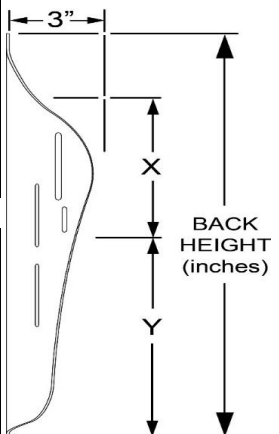


Profil PL: \$541

LARGEUR, DOSSIER	12"	14"	16"	18"	20"
LARGEUR, CANNES	12"- 14"	14"- 16"	16"- 18"	18"- 20"	20"- 22"
TRONC DE L'USAGER, MAX	9.5"	11.5"	13.5"	15.5"	17.5"

Mid Thoracic (MT)

		X	Y	J3PLMTSxxSH	<input type="checkbox"/> 12	<input type="checkbox"/> 14	<input type="checkbox"/> 16	<input type="checkbox"/> 18	<input type="checkbox"/> 20*
	12.0" (S)	4.5"	5.5"	J3PLMTSxxSH	<input type="checkbox"/> 12	<input type="checkbox"/> 14	<input type="checkbox"/> 16	<input type="checkbox"/> 18	<input type="checkbox"/> 20*
	13.5" (M)	4.5"	7.0"	J3PLMTMxxSH	<input type="checkbox"/> 12	<input type="checkbox"/> 14	<input type="checkbox"/> 16	<input type="checkbox"/> 18	<input type="checkbox"/> 20*
	15.0" (T)	4.5"	8.5"	J3PLMTTxxSH	<input type="checkbox"/> 12	<input type="checkbox"/> 14	<input type="checkbox"/> 16	<input type="checkbox"/> 18	<input type="checkbox"/> 20*



Upper Thoracic (UT)

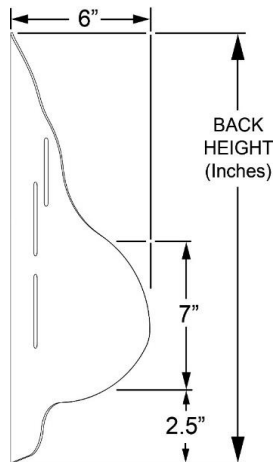
		X	Y	J3PLUTSxxSH	<input type="checkbox"/> 12	<input type="checkbox"/> 14	<input type="checkbox"/> 16	<input type="checkbox"/> 18	<input type="checkbox"/> 20*
	16.5" (S)	5.5"	7.5"	J3PLUTSxxSH	<input type="checkbox"/> 12	<input type="checkbox"/> 14	<input type="checkbox"/> 16	<input type="checkbox"/> 18	<input type="checkbox"/> 20*
	18.0" (M)	5.5"	8.5"	J3PLUTMxxSH	N/D	<input type="checkbox"/> 14	<input type="checkbox"/> 16	<input type="checkbox"/> 18	<input type="checkbox"/> 20*
	19.5" (T)	5.5"	9.5"	J3PLUTTxxSH	N/D	<input type="checkbox"/> 14	<input type="checkbox"/> 16	<input type="checkbox"/> 18	<input type="checkbox"/> 20*



Profil PD: \$541

LARGEUR, DOSSIER	14"	16"	18"	20"
LARGEUR, CANNES	14"- 16"	16"- 18"	18"- 20"	20"- 22"
TRONC DE L'USAGER, MAX	11"	13"	15"	17"

Mid Thoracic (MT)								
	12.0" (S)		J3PDMTSxxSH	N/D	<input type="checkbox"/> 14	<input type="checkbox"/> 16	<input type="checkbox"/> 18	<input type="checkbox"/> 20*
	13.5" (M)		N/D	N/D	N/D	N/D	N/D	N/D
	15.0" (T)		J3PDMTTxxSH	N/D	<input type="checkbox"/> 14	<input type="checkbox"/> 16	<input type="checkbox"/> 18	<input type="checkbox"/> 20*



Upper Thoracic (UT)

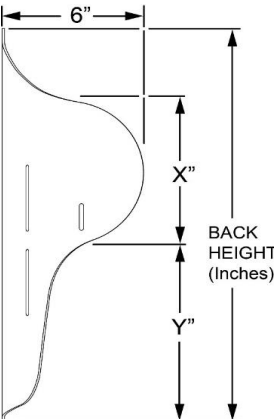
	16.5" (S)		N/D	N/D	N/D	N/D	N/D	N/D
	18.0" (M)		J3PDUTMxxSH	N/D	<input type="checkbox"/> 14	<input type="checkbox"/> 16	<input type="checkbox"/> 18	<input type="checkbox"/> 20*
	19.5" (T)		N/D	N/D	N/D	N/D	N/D	N/D



Profil PDL: \$541

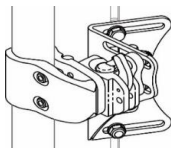
LARGEUR, DOSSIER	14"	16"	18"	20"
LARGEUR, CANNES	14"- 16"	16"- 18"	18"- 20"	20"- 22"
TRONC DE L'USAGER, MAX	11"	13"	15"	17"

Upper Thoracic (UT)		X	Y						
	16.5" (S)	5.8"	7.5"	J3PDLUTSxxSH	N/D	<input type="checkbox"/> 14	<input type="checkbox"/> 16	<input type="checkbox"/> 18	<input type="checkbox"/> 20*
	18.0" (M)	6.5"	8.3"	J3PDLUTMxxSH	N/D	<input type="checkbox"/> 14	<input type="checkbox"/> 16	<input type="checkbox"/> 18	<input type="checkbox"/> 20*
	19.5" (T)	6.8"	9.3"	J3PDLUTTxxSH	N/D	<input type="checkbox"/> 14	<input type="checkbox"/> 16	<input type="checkbox"/> 18	<input type="checkbox"/> 20*



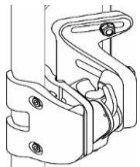
Quincaillerie de dossier JAY J3

SH: S/F



TH*: S/F

* Disponible sur demande (20" seulement)



HOUSSE STANDARD ADDITIONNELLE					
<input type="checkbox"/> 4565071	Housse standard additionnelle	\$90.00	<input type="checkbox"/> 4565074	Housse Imperméable additionnelle	\$120.00

RESUME A


\$541	4565092	Composants de positionnement du tronc
	4565071	Housse standard additionnelle
	4565074	Housse imperméable additionnelle
Sous-Total Page 1 & 2:		

APPUI-TÊTE


ETAPE 1 - Sélection Monture et Support

<input type="checkbox"/>	J3HEDL	LINX, Monture et support	\$185.00	<input type="checkbox"/>	J3HEDF	Cobra Flip Back, Monture et support	\$255.00
<input type="checkbox"/>	J3HEDC	Cobra, Monture et support	\$185.00				


LINX



COBRA

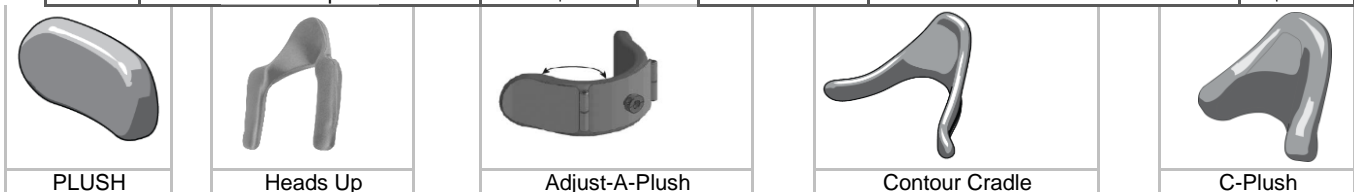


COBRA Flipback




Etape 2 - Sélection Coussin d'Appui-tête

<input type="checkbox"/>	14	J3PLSH14 - 14" Plush Pad	\$120.00	<input type="checkbox"/>	AAPS	J3AAPS - Adjust-A-Plush Standard	\$190.00
<input type="checkbox"/>	10	J3PLSH10 - 10" Plush Pad	\$120.00	<input type="checkbox"/>	AAPN	J3AAPN - Adjust-A-Plush Narrow	\$190.00
<input type="checkbox"/>	8	J3PLSH8 - 8" Plush Pad	\$120.00	<input type="checkbox"/>	CL	J3CRDLLG - Lrg Contour Cradle Pad	\$120.00
<input type="checkbox"/>	HUPL	J3HUPL - HeadsUp Lrg: 5.3"	\$190.00	<input type="checkbox"/>	CM	J3CRDLM - Med Contour Cradle Pad	\$120.00
<input type="checkbox"/>	HUPM	J3HUPM - HeadsUp Med: 4.1"	\$190.00	<input type="checkbox"/>	PL	J3CPLULG - Large C-Plush Pad	\$190.00
<input type="checkbox"/>	HUPS	J3HUPS - HeadsUp Sml: 3.5"	\$190.00	<input type="checkbox"/>	PM	J3CPLUMD - Medium C-Plush Pad	\$190.00



SUPPORTS LATÉRAUX*

SUPPORTS LATÉRAUX JAY «CradleU»*

<input type="checkbox"/>	ADD "CU"	JAY Cradle	S/F	
--------------------------	----------	------------	-----	--

SUPPORTS LATÉRAUX (Fixes)

Inclus: supports latéraux fixes, butées recouvertes de 1/2" de Sunmate et de tissus 3DX

<input type="checkbox"/>	J3LAT4X4FX	LATERAL 4" Depth X 4" Height FIXED	S/F	<input type="checkbox"/>	J3LAT6X4FX	LATERAL 6" Depth X 4" Height FIXED	S/F
<input type="checkbox"/>	J3LAT4X5FX	LATERAL 4" Depth X 5" Height FIXED	S/F	<input type="checkbox"/>	J3LAT6X5FX	LATERAL 6" Depth X 5" Height FIXED	S/F
<input type="checkbox"/>	J3LAT4X6FX	LATERAL 4" Depth X 6" Height FIXED	S/F	<input type="checkbox"/>	J3LAT6X6FX	LATERAL 6" Depth X 6" Height FIXED	S/F

SUPPORTS LATÉRAUX (Escamotables) Code: 4565080

Réguliers

<input type="checkbox"/>	J3LAT4X4SA	LAT 4X4 W/ S/A MOUNTS - PR	\$240.00	<input type="checkbox"/>	J3LAT6X4SA	LAT 6X4 W/ S/A MOUNTS - PR	\$240.00
<input type="checkbox"/>	J3LAT4X5SA	LAT 4X5 W/ S/A MOUNTS - PR	\$240.00	<input type="checkbox"/>	J3LAT6X5SA	LAT 6X5 W/ S/A MOUNTS - PR	\$240.00
<input type="checkbox"/>	J3LAT4X6SA	LAT 4X6 W/ S/A MOUNTS - PR	\$240.00	<input type="checkbox"/>	J3LAT6X6SA	LAT 6X6 W/ S/A MOUNTS - PR	\$240.00

Décalés, 1"

<input type="checkbox"/>	J3LAT4X4SAO	LAT 4X4 S/A MOUNTS W/ 1" OFFSET	\$240.00	<input type="checkbox"/>	J3LAT6X4SAO	LAT 6X4 S/A MOUNTS W/ 1" OFFSET	\$240.00
<input type="checkbox"/>	J3LAT4X5SAO	LAT 4X5 S/A MOUNTS W/ 1" OFFSET	\$240.00	<input type="checkbox"/>	J3LAT6X5SAO	LAT 6X5 S/A MOUNTS W/ 1" OFFSET	\$240.00
<input type="checkbox"/>	J3LAT4X6SAO	LAT 4X6 S/A MOUNTS W/ 1" OFFSET	\$240.00	<input type="checkbox"/>	J3LAT6X6SAO	LAT 6X6 S/A MOUNTS W/ 1" OFFSET	\$240.00

Composants de Posture «SPINE ALIGN»*

LARGE LUMBAR PADS (Back Width) (W" x H" x D")

<input type="checkbox"/>	J3SPNLL12	LG LUM (12") (3.5" x 7" x 1.6")	S/F
<input type="checkbox"/>	J3SPNLL14	LG LUM (14") (3.5" x 7" x 1.6")	S/F
<input type="checkbox"/>	J3SPNLL16	LG LUM (16") (5.5" x 7" x 1.6")	S/F
<input type="checkbox"/>	J3SPNLL18	LG LUM (18") (7.5" x 7" x 1.6")	S/F
<input type="checkbox"/>	J3SPNLL20	LG LUM (20") (9.5" x 7" x 1.6")	S/F
<input type="checkbox"/>	J3SPNLL22	LG LUM (22"-26") (9.5" x 7" x 1.6")	S/F

SMALL LUMBAR PADS (Back Width) (W" x H" x D")

<input type="checkbox"/>	J3SPNSL12	SML LUM (12") (1.8" x 3.2" x 0.8")	S/F
<input type="checkbox"/>	J3SPNSL14	SML LUM (14") (3.5" x 4.3" x 1")	S/F
<input type="checkbox"/>	J3SPNSL16	SML LUM (16") (5.5" x 4.3" x 1")	S/F
<input type="checkbox"/>	J3SPNSL18	SML LUM (18") (7.5" x 4.3" x 1")	S/F
<input type="checkbox"/>	J3SPNSL20	SML LUM (20") (9.5" x 4.3" x 1")	S/F
<input type="checkbox"/>	J3SPNSL22	SML LUMBAR (22"-26") (9.5" x 4.3" x 1")	S/F

WEDGES (Back Width) (W" x H" x D")

<input type="checkbox"/>	J3SPNWE12	WEDGES (12") (3.5" x 6.5" x 1.6")	S/F
<input type="checkbox"/>	J3SPNWE14	WEDGES (14") (3.5" x 6.5" x 1.6")	S/F
<input type="checkbox"/>	J3SPNWE16	WEDGES (16") (5.5" x 6.5" x 1.6")	S/F
<input type="checkbox"/>	J3SPNWE18	WEDGES (18") (7.5" x 6.5" x 1.6")	S/F
<input type="checkbox"/>	J3SPNWE20	WEDGES (20") (9.5" x 6.5" x 1.6")	S/F
<input type="checkbox"/>	J3SPNWE22	WEDGES (22"-26") (9.5" x 6.5" x 1.6")	S/F

OTHER INDIVIDUAL SPINE-ALIGN COMPONENTS

<input type="checkbox"/>	J3SPNCR	Curved Shim	S/F
<input type="checkbox"/>	J3SPNBS	Small Bean Bag	S/F
<input type="checkbox"/>	J3SPNLS	Lateral Shim	S/F
<input type="checkbox"/>	J3SPNLP	Posterior/Lateral Pelvic	S/F
<input type="checkbox"/>	J3SPNBL	Large Bean Bag	S/F

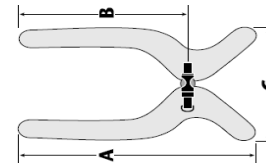
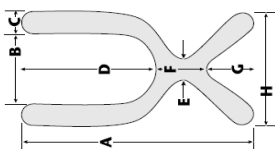
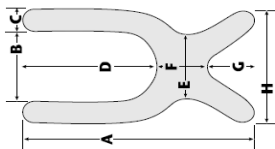
* Maximum de 3 modules par dossier



	Sm Lumbar	Lg Lumbar	Wedge	Curved Shim	Lateral Shim	Sm Bean Bag	Lg Bean Bag	Post/Lat Pelvic
Lar	1.8" - 9.5"	3.5" - 9.5"	3.5" - 9.5"	10"	2.4"	6"	10"	5.3"
Hau	3.2" - 4.3"	7"	6.5"	4"	4.3"	4.5"	3.2"	3.6"
Pro	0.8" - 1"	1.6"	1.6"	0.5"	0.5"	0.75"	0.75"	0.75"

HARNAIS Code:4565061

<input type="checkbox"/>	J3HRNCOS	Center Opening w/ Buckle (Sml)	\$120.00	<input type="checkbox"/>	J3HRNTDS	Contoured-Dynamic Pull Down (Sml)	\$120.00
<input type="checkbox"/>	J3HRNCOM	Center Opening w/ Buckle (Med)	\$120.00	<input type="checkbox"/>	J3HRNTDM	Contoured-Dynamic Pull Down (Med)	\$120.00
<input type="checkbox"/>	J3HRNCOL	Center Opening w/ Buckle (Lrg)	\$120.00	<input type="checkbox"/>	J3HRNTDL	Contoured-Dynamic Pull Down (Lrg)	\$120.00
<input type="checkbox"/>	J3HRNCOX	Center Opening w/ Buckle (X-Lrg)	\$120.00	<input type="checkbox"/>	J3HRNTDX	Contoured-Dynamic Pull Down (X-Lrg)	\$120.00
<input type="checkbox"/>	J3HRNCDS	Classic-Dynamic Pull Down (Sml)	\$120.00	<input type="checkbox"/>	J3HRNTSS	Contoured-Structured Pull Down (Sml)	\$120.00
<input type="checkbox"/>	J3HRNCDM	Classic-Dynamic Pull Down (Med)	\$120.00	<input type="checkbox"/>	J3HRNTSM	Contoured-Structured Pull Down (Med)	\$120.00
<input type="checkbox"/>	J3HRNCDL	Classic-Dynamic Pull Down (Lrg)	\$120.00	<input type="checkbox"/>	J3HRNTSL	Contoured-Structured Pull Down (Lrg)	\$120.00
<input type="checkbox"/>	J3HRNCDX	Classic-Dynamic Pull Down (X-Lrg)	\$120.00	<input type="checkbox"/>	J3HRNTSX	Contoured-Structured Pull Down (X-Lrg)	\$120.00
<input type="checkbox"/>	J3HRNCSS	Classic-Structured Pull Down (Sml)	\$120.00				
<input type="checkbox"/>	J3HRNCM	Classic-Structured Pull Down (Med)	\$120.00				
<input type="checkbox"/>	J3HRNCSL	Classic-Structured Pull Down (Lrg)	\$120.00				
<input type="checkbox"/>	J3HRNC SX	Classic-Structured Pull Down (X-Lrg)	\$120.00				



Classic Style								
	A	B	C	D	E	F	G	H
S	15"	4.5"	2"	9"	4"	4"	2"	8.5"
M	19"	5.5"	2"	11"	5"	5"	3"	9.5"
L	22.5"	6.5"	2"	13"	6"	6"	3.5"	10.5"
XL	25.5"	6.5"	2.5"	14"	7"	7"	4.5"	11.5"

Contour Style								
	A	B	C	D	E	F	G	H
S	15"	4.5"	2"	9"	1"	4"	2"	8.5"
M	18.5"	5.5"	2"	11"	1"	5"	2.5"	9.5"
L	22.5"	6.5"	2"	13"	1.5"	6"	3.5"	10.5"
XL	25.5"	6.5"	2.5"	14"	1.5"	7"	4.5"	11.5"

Center-Opening w. Buckle.			
	A	B	C
S	2.3"	9"	6.5"
M	4.3"	11"	9.8"
L	5.4"	11.5"	9.8"
XL	7.4"	12.8"	10"

HOUSSE IMPERMÉABLE ADDITIONNELLE Code:4565074

<input type="checkbox"/>	Add "IC" Inner Cover	\$120.00
--------------------------	----------------------	----------

Notes:

RÉSUMÉ B

Dossier:	_____	4565092	Composants de positionnement du tronc
Fonction escamotable:	_____	4565080	Appuis-thoraciques escamotables
Housse additionnelle	_____	4565071	Housse standard additionnelle
Housse imperméable	_____	4565074	Housse imperméable additionnelle
Appui-tête, support & monture:	_____	4565069	Composants de la tête et du cou normalisés
Harnais:	_____	4565061	Harnais de positionnement
GRAND TOTAL:	_____		